

Wedgwood PTA 2023 Family Survey Results

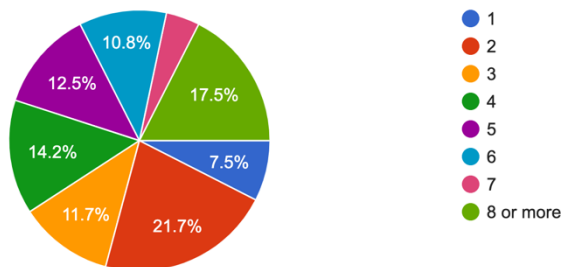
Response Rate

122 Respondents / 270 families = ~45% response rate

Respondent Demographics

Years

120 responses



Racial Identity	# of Responses
White / Caucasian	58
Asian	8
Jewish	4
European	3
Asian & White	3
Hispanic	2
Afghanistan	1
African American & Asian American	1
Italian, Greek, Chinese	1
Jewish, Middle Eastern	1
Native	1
Multiracial	1
Decline to answer	2

Language

<1% of respondents need language/translation support.

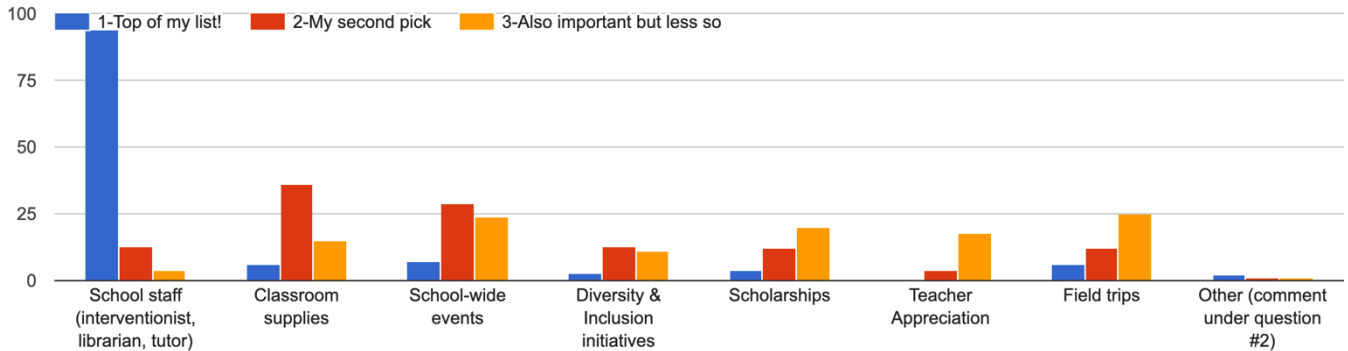
Disability Status

~10% of respondents noted that either they or their child identifies as having a disability, difference, or challenge that affects their everyday life.

1. Budget Priorities

Below is a break down of the current Wedgwood PTA budget. Rank up to the 3 areas where you would most like to see money spent.

1. Budget Priorities



Summary

- The vast majority of respondents (77%) put school staff as their top priority for funding.
- 30% of respondents put classroom supplies as #2.
- 24% put school-wide events as their #2.
- Families are fairly evenly split on what comes in 3rd.
- Overall, our current budget seems to reflect the priorities of our parent community.

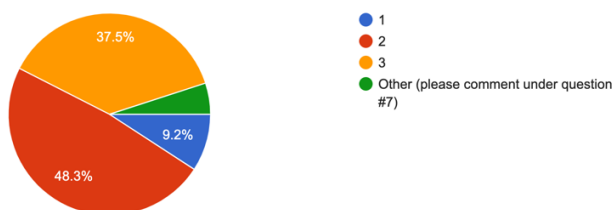
2. Budget Comments (Optional)

- Multiple respondents (6) mention desire to support the arts (including arts, music, choir & IM)
- A couple of respondents mention prioritizing Diversity & Field trips.
- Other individual suggestions: nutritious meals, repaint/mural the cafeteria, grade-level curricular events (STEM activity), playground monitors
- Supporting teachers, including through classroom supplies, was mentioned by several respondents.

3. Number of Fundraisers

How many times a year should we ask you to participate in fundraising?

3. # of Fundraisers
120 responses



Summary

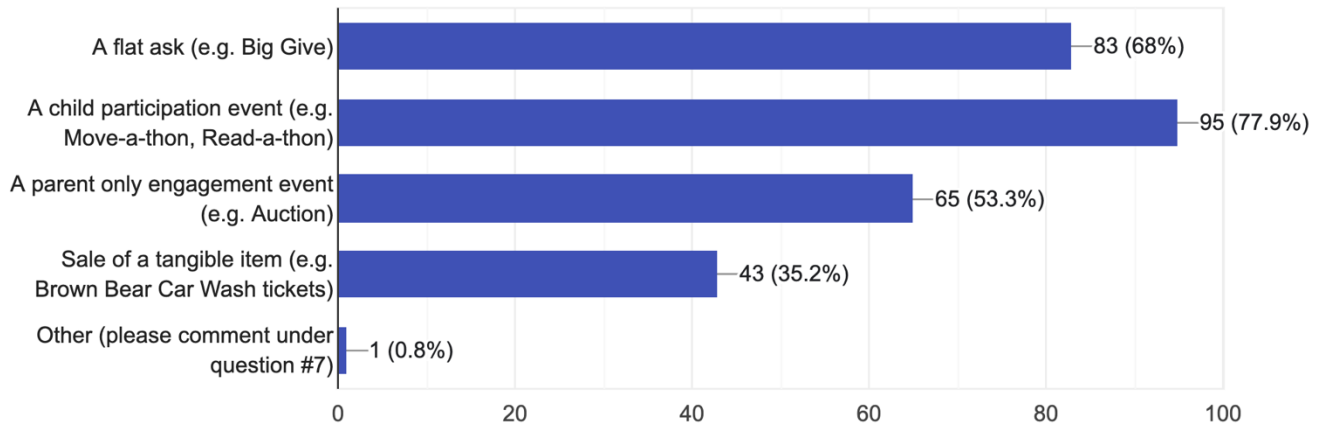
- About half of respondents feel 2 fundraisers would be appropriate
- A majority of the remainder would like to see 3 fundraisers held.

4. Fundraiser Types

Which types of fundraisers would you like to see at Wedgwood?

4. Fundraiser Types

122 responses



Summary

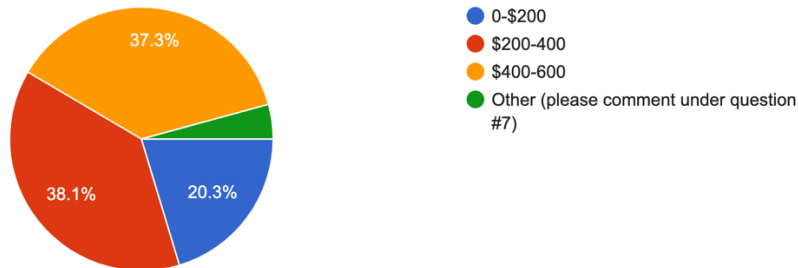
- A majority of respondents would like to see a child participation event (78%) or a flat ask (68%).
- About half of respondents asked would like a parent only engagement event. Given the response to the auction question, this suggests that while most would favor an auction, it is less desired than the other 2 options.
- A tangible item was the least desired type of fundraiser.

5. Fundraiser Goal

What would feel like a reasonable ask to your family (regardless of how much you give)?

5. Fundraiser Goal

118 responses



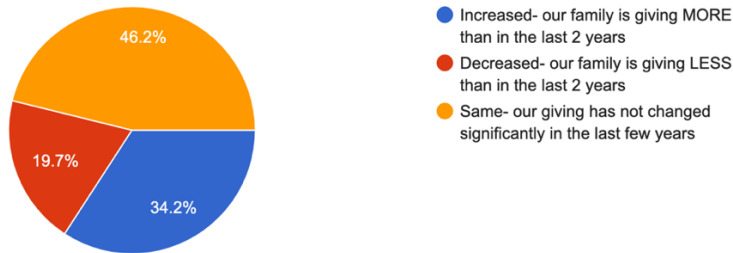
Summary

- Respondents were split evenly among the top 2 tiers of asks.
- A significant minority feel a lower ask was more reasonable.

6a. Changes in Giving

This year, how does your giving compare to the last 2 school years?

6a. Changes in Giving
117 responses

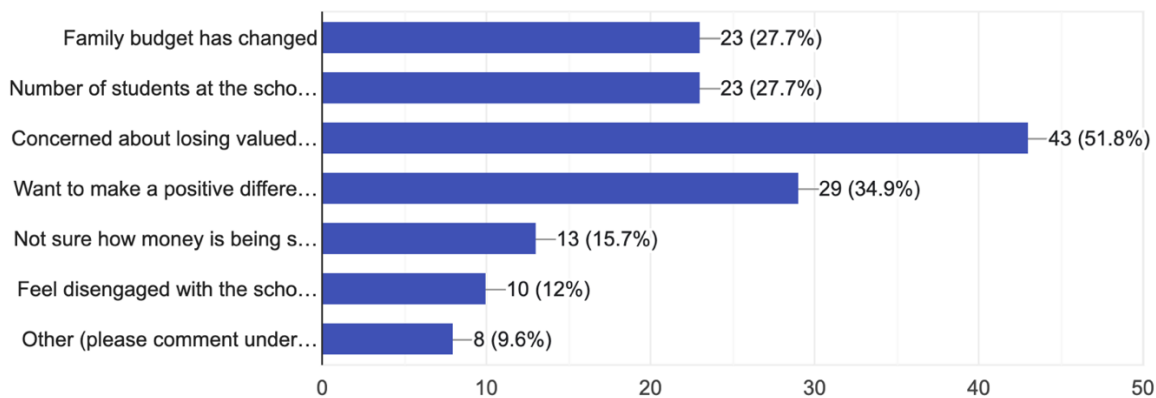


6b. Reasons for Changes in Giving

If your giving to Wedgwood has changed in the last 2 years, please share the reason(s) for this:

6b. Reasons for Changes in Giving

83 responses



Summary

- A little less than half of families have not changed their giving.
- More families have increased their giving (34%) than have decreased (20%).
- The most commonly cited reason for a change in giving was concern about losing valued programs and most of these respondents increased their giving.
- ~43% of those that decreased their giving did so because they were not sure how money is being spent or feel disengaged with the school. The rest decreased due to neutral factors (change in budget, fewer students at school)

7. Fundraising Comments

Summary

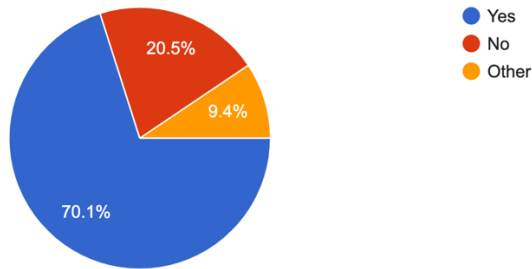
- Multiple respondents suggest grade-level parent night outs or parent parties (which could be held separate from an auction event)
- Multiple comments asking for auction (7 or 20% of commenters)
- Multiple requests for community events, things that bring the school community together & engage parents.
- Several requests for clarity & better communication about how much money was raised and how it is being spent.
- Concern that giving more fuels inequities among neighborhood schools.
- A few comments along the lines of \$500 is too great an ask or it not being appropriate to ask parents to meet a "goal" or fundraising asks not appropriate in general, particularly during current financial climate.

- Three respondents felt \$500 was reasonable or that they could give more (\$1000).
- Big Give ask is tough in the context of families feeling disconnected.
- One respondent requesting we do not hold fundraisers around the holidays.

8. Joint Fundraiser

Would you support transitioning the Wedgwood Move-a-thon proceeds toward a joint, multi-school fundraiser in 2024?

8. Joint Fundraiser
117 responses



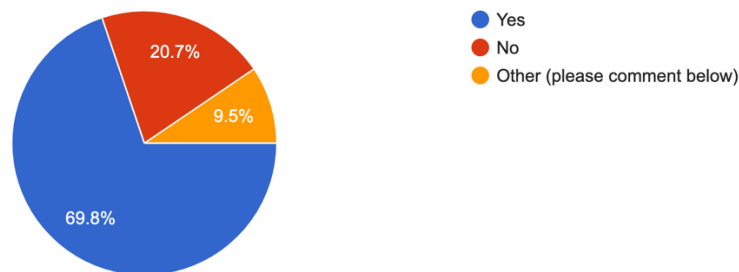
Summary

- The majority (70%) of respondents would support a joint fundraiser.
- Comments:
 - Many comments in support of this initiative.
 - Several commenters felt our school is “in shambles” or struggling. Several voiced concern that our school lacks sufficient funding & cited this as a reason to oppose the fundraiser.
 - Several felt they lacked sufficient information about budgeting and why we can’t fund our own school’s programs to be able to support this idea.

9. Auction

Would you like to see the PTA put on an auction as a fundraiser in the 2023-24 school year (regardless of whether you plan to attend or give)?

9. Auction
116 responses



Summary

- The majority (70%) of respondents would like to see an auction happen next year.
- A significant minority (21%) of respondents are against the idea.
- Comments:

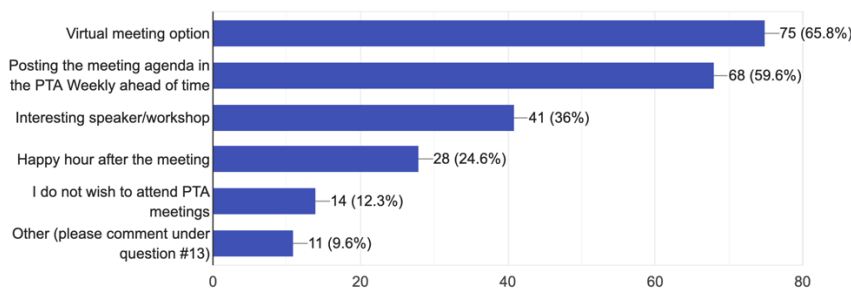
- Vast majority of 53 comments were in strong support. A few of these mention that they would just be happy to gather with other parents and it doesn't have to be an auction.
- A few people were neutral or ambivalent.
- A couple wanted to make sure it was accessible to all families, have it be more low key/low cost, have smaller/more affordable items for families to bid on
- Concerns cited include:
 - Equity. "I think that a large auction event doesn't fit for a public school. It seems like it could be inequitable, even if measures are taken to increase accessibility."
 - Meh, I'd rather just donate money without the overhead costs of an auction.
 - Cost / "waste of money and energy"

11. PTA Meetings

Which of the following would help you attend PTA meetings? Check all that apply.

11. PTA Meetings

114 responses



Summary

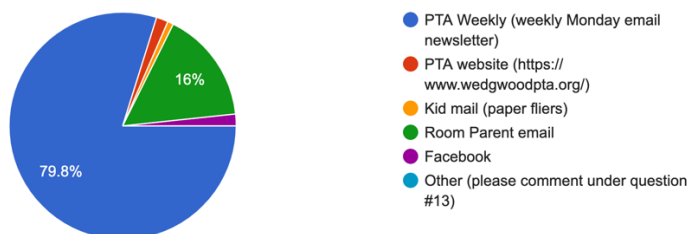
- 66% of respondents to this question would be aided by a virtual meeting option.
- 60% feel posting the meeting agenda would be helpful.
- ~1/3 (36%) of respondents would find an interesting speaker a reason to attend a PTA meeting. This differs a bit from the findings of last year's survey.
- A reasonable minority (~25%) would like to have a HH after the meeting.
- Comments:
 - Various requests to shift time of PTA meetings (to right after school or later in the evening).
 - A couple of requests for child care at PTA meetings.
 - A couple request for food or warm beverages.
 - Mondays are bad for a couple of respondents

12. Communication

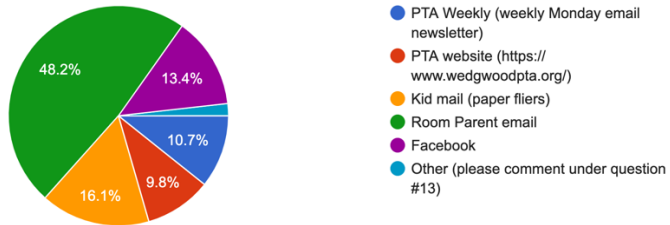
Of the following choices, which 2 are the best way to get PTA information to you?

12a. Communication Option 1

119 responses



12b. Communication Option 2
112 responses



Summary

- Most families (80%) rely on the PTA Weekly for information.
- The 2nd best method for communication is the Room Parent email.
- Comments:
 - Several comments requesting that we do not use facebook for communication.
 - Consider translation service for communications.